



# AUGUSTUS™



A game by Paolo Mori for 2 to 6 players aged 8 years and up

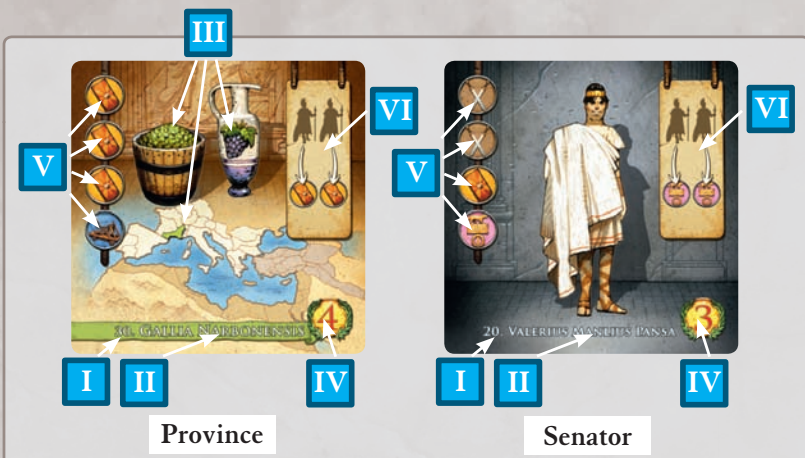


You have before you an example of the game set-up for four players. Points 1 to 6 provide an overview of the principles of the game, the components and the set-up. Read them, then move on to the next page to read the rules. The last page of this booklet will be useful as a player aid.

**1** After the assassination of Julius Caesar on March 15, 44 BC., his adopted son Gaius Octavius decides to return to Rome. Very early on, he displays his ambition for political domination. In 31 BC., he is in sole control. In 28 BC., the Senate grants him the title of Princeps senatus, first member of the Senate to speak on a topic laid before the assembly. In 27 BC. he receives the title of Augustus, he whose words have the strength of prediction. At age 36, Augustus becomes the first Roman Emperor and divides the Empire into provinces. You are «legati Augusti», representatives of Augustus, and your role is to maintain the existing institutions in the provinces of the Empire. Very ambitious, you want the title of Consul, elected each year by the Senate. For this, you need to ensure the support of the most influential senators and take control of provinces to gather as much wealth as possible. Only the most powerful among you can claim this title.



**2** You start the game with three objectives to conquer and seven legions. There are two types of objective: provinces and senators



On each objective, you find different information:

- I** Objective number (1 to 88).
- II** Name of the Senator / Name and colour of the province.
- III** Situation and resources produced. Only wheat and gold resources are useful in the game. The others are just for illustration ...
- IV** Victory points.
- V** Type and number of legions to mobilise.
- VI** Power provided by the objective.

- CONTENTS:**
- 88 objectives
  - 50 legions
  - 23 mobilisation tokens
  - 12 rewards
  - 1 cloth bag
  - 1 scorepad

**3** A town crier draws one of the 23 mobilisation tokens from the bag. He states what it is aloud and puts it on the table.

- Each token can mobilise one of the six categories of legion.
- A "joker" token allows you to mobilise the legion of your choice.

Double Sword	Shield	Chariot	Catapult	Standard	Dagger	Joker
6x	5x	4x	3x	2x	1x	2x



**4** Depending on the tokens drawn, you can mobilise or move your legions to complete your objectives.

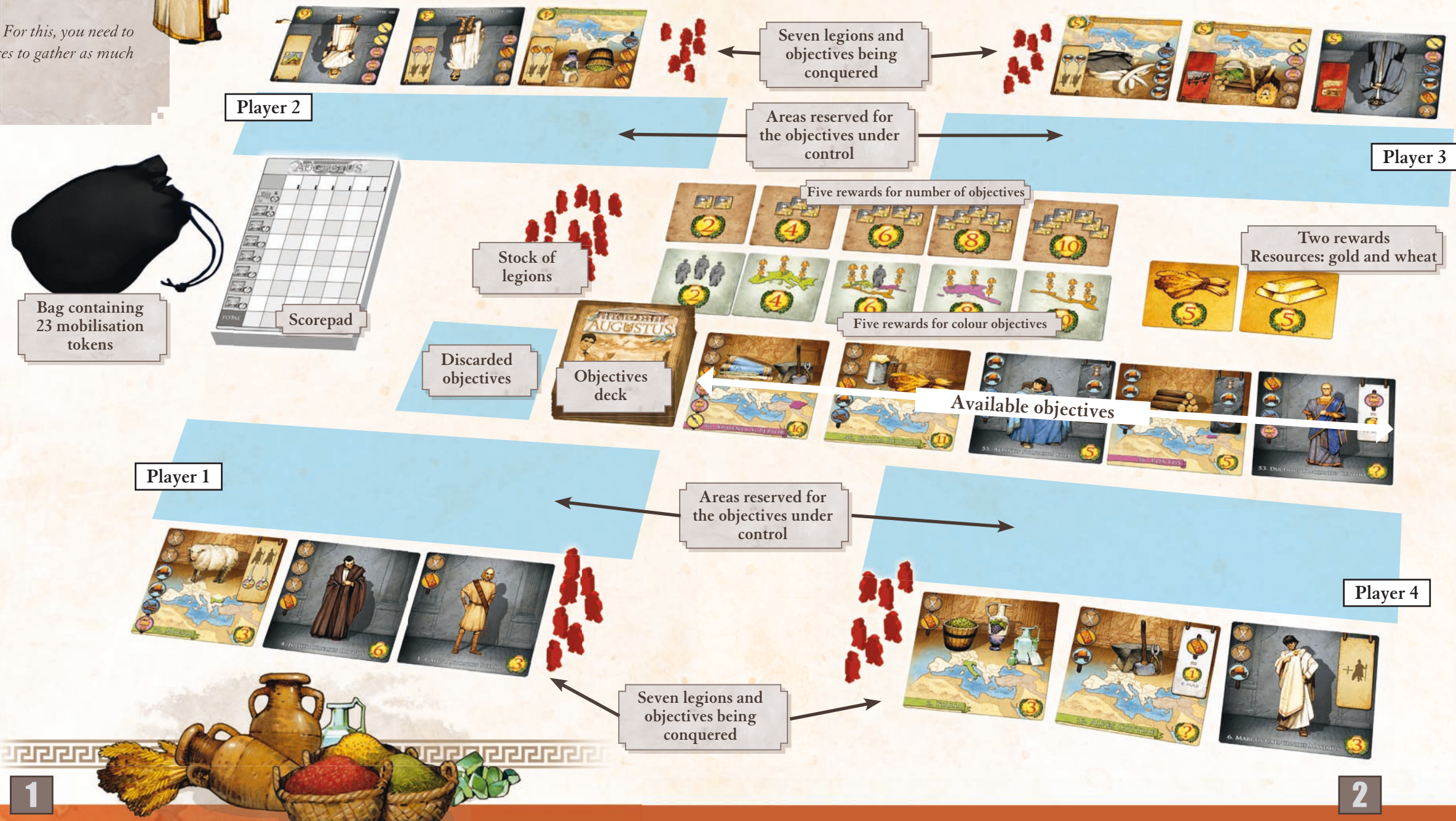
**Your aim :** Get as many points as quickly as possible because the game ends when, at the end of a turn, a player has seven controlled objectives.

**5** When an objective is completed, you proclaim aloud AVE CESAR.

If several players complete an objective in the same round, each player concerned indicates their objective's number; the lowest goes first. You take back your legions, carry out any powers granted by the objective, and place it slightly to one side in the controlled objectives area, and depending on the course of the game, claim rewards.

You then choose a new objective from among the five face up in the centre of the table and put it in front of you. Then you take the first objective from the deck to bring the available objectives back up to five.

**6** If other players have announced AVE CESAR, they perform the same steps, otherwise the town crier draws a new mobilisation token. And so on, until one of you has seven controlled objectives at the end of a round. You then add up the points. The player with the most points wins the game and can claim the title of Consul.



1

2



## SET UP (see illustration on previous page)

- **Player aid**  
The player aid at the back of these rules should be readily accessible by the players.
- **Rewards**  
They are set out in a row in the centre of the table.
- **Legions**  
Each player receives seven. The remainder are put to one side.
- **Mobilisation Tokens**  
The 23 tokens are mixed up in the bag.

- **Objectives**  
Five objectives are placed in the centre of the table. Each player receives six chosen at random. He selects three of them and puts them in front of him, and discards the other three.  
A deck is formed from the rest of the objectives, face down.  
For a first game, each player receives three random objectives and puts them in front of him.

## THE CONQUEST OF AN OBJECTIVE

The oldest player begins as town crier. He takes the bag, draws a token, states aloud what it is and puts it face up on the table.

All the players, including the town crier, can place a legion on one of their objectives, on a space of the same category as the drawn mobilisation token:


- either by taking a legion from their stock,
- or by moving a legion already posed. It does not matter if it was placed on another category space and / or another objective. This movement can be very useful to complete an objective.

You can only place or move a single legion for each token drawn from the bag

### Example



1 **The Town Crier announces Shield!**



2 **The player may:**

- Place one of the two legions still in his stock onto the shield space of objectives 19 or 20.
- Move any one legion from objectives 19, 20 or 21 to a shield space on objectives 19 or 20.
- Do nothing at all. Placing or moving a legion is never mandatory.

### ● Joker token

- It replaces any category of legion.
- After having drawn the Joker, all the mobilisation tokens are put back into the bag and the player to the left of the Town Crier becomes the new Town Crier.



### ● To complete an objective

An objective is completed as soon as all its spaces are occupied by a legion. The player then announces aloud AVE CESAR.

Then he proceeds as follows:

- 1 He removes all the legions from the objective and puts them back into his stock.
- 2 He carries out the possible power provided by the objective.
- 3 He moves the objective into his area showing the objectives under control.
- 4 If possible, and if he wants to, he claims a reward. (See § rewards) In this example he takes the wheat reward and places it in front of him.
- 5 He chooses a new objective from the five available and places it in front of him. He adds the first objective from the deck to bring the number available back up to five.



When several players announce AVE CESAR at the same time:

All the players concerned declare the number of their completed objective. Whoever has the lowest number begins. Then each player in turn, in increasing order of objective number, performs all of steps 1 to 5 above.

**IMPORTANT :** Completed objectives awaiting resolution are «neutralised», ie they cannot be the target of negative effects of enemy red objectives.

If, through the power of his objective, a player has the ability to complete others, this is done immediately before moving on to the next player and without taking into account the other players' numbers.

## CLAIM A REWARD

There are three types of rewards:

- Colour of objectives.
- Number of objectives.
- Control of gold and wheat resources.

### ● A. Colour objectives



These rewards are granted automatically when a player is the first to control:

- three objectives of the same colour
- an objective of each colour

It is possible to have several rewards of this type.



## B. Number of objectives



This reward may be claimed by any player at the moment he controls the exact number of corresponding objectives (two to six) and if the reward in question is still available in the centre of the table.

*But note:* A player can only have a single reward of this type. The reward can only be claimed when the player controls EXACTLY the number of objectives indicated. (A reward that is not claimed immediately is a lost reward for that particular player.)

It is not possible to exchange a reward for another of higher value.

It is thus necessary to choose:

- take a reward when that is possible, at the risk of not being able to claim a reward of greater value later,
- wait until you control more objectives, at the risk that the desired reward is grabbed by another player in the meantime.

**Note:** It is impossible to lose a colour or number of objectives reward. Even if a player later loses one of the objectives that enabled him to obtain a reward, he still keeps it.

### Number of objectives - EXAMPLE

## C. Control of gold and wheat resources



The first player to control an objective producing gold and / or wheat will automatically get the corresponding reward.

He keeps it as long as he controls more objectives producing such resources than any other player(s).

But, if a player matches him by controlling the same number of resources, he must give him the resource.

### Control of gold and wheat resources - EXAMPLE

*Marilyne controls a first gold-producing objective. She takes the gold reward and puts it in front of her.*

*Then she controls a second gold-producing objective. She retains the reward.*

*Romain control his first gold-producing objective. Marilyne retains the reward.*

*Later in the game, Romain controls a second gold-producing objective. He therefore takes the gold reward.*

*If Marilyne wants to get this award back, she must control a third gold-producing objective.*



- 1 Dimitri starts because his objective has the lowest number of the three. ○(70). He removes all the legions from the objective and puts them back into his stock. The power of the objective ○ allows him to immediately mobilise two legions. He takes advantage of this to place them on his objective (1) which he therefore immediately completes. Both objectives are moved to the controlled area.

He is the first to control three green provinces and takes the corresponding reward.

Moreover, as he has four controlled objectives, two possibilities are now available:

- either decide to immediately take the corresponding reward. In this case, even if he later controls a fifth or sixth objective before the other players, he will not be eligible for the corresponding rewards
- or he can decide to renounce collecting the reward for controlling four objectives in the hope of getting a fifth, or even a sixth, objective before the other players and thus obtain more points. Obviously, it is riskier, because if the other players control a fifth or sixth objective before he does, and they claim the corresponding reward, he will have nothing at all...

Finally, he chooses two of the five objectives from the ones available and then adds the first two objectives from the deck so that there are five objectives available again.

- 2 It is now Romain's turn (76). He removes all the legions from the objective and puts them back into his stock. The effect of his objective is devastating: all the other players MUST remove all the legions from an objective that is being conquered. Marilyne does not remove any legions because only objective (80) has any but it is neutralised (see objective status). Dimitri meanwhile is forced to remove the sole legion on objective (4). He puts it back into his stock.

Romain moves his objective into his controlled area. He chooses an objective from the five available, then adds the first objective from the deck so that there are five objectives available again.

- 3 Finally it is Marilyne's turn (80). She removes all the legions from the objective and puts them back into her stock. This objective has no particular power but it does score a lot of points. She moves it to her controlled area. She chooses an objective from the five available, then adds the first objective from the deck so that there are five objectives available again.



## CONSEQUENCES OF LOSING AN OBJECTIVE



Dimitri

- Dimitri completes objective (81). All the other players MUST remove one of their controlled objectives.



Adrien

- Adrien chooses to remove objective (6). Nevertheless, he still retains the legion obtained.



Marilyne

- Marilyne, who has the wheat reward, chooses to remove objective (40). She loses a wheat resource. They then check to see who has the most wheat.
  - If it is still her (even if tied), she retains the reward.
  - Otherwise, she gives it to the player with the majority. In the case of a tie, she chooses which of the tied players to give it to.
  - If no player has wheat, the reward is returned to the centre of the table.



## END OF THE GAME

The game ends if a player has seven controlled objectives at the end of the round. If several players complete an objective in the same round, they carry out the five steps as normal.

Then, each player adds up his points using the scorepad as follows:

- 1** Total the points from rewards.
- 2** Total the points shown on controlled objectives.
- 3** Total the points from powers.
- 4** Add it all together.

- The player with the most points wins the game and can claim the title of Consul.
- In the case of a tie, the one who controls the most senators wins.

THE ENTIRE HURRICAN TEAM WISHES YOU ENJOYABLE GAMES!

## EXAMPLE OF FINAL SCORING

AUG			
	Paolo	1	
	$\Sigma$	15	
	$\Sigma$	31	
	?	8	
	?	10	
	?		
	?		
	?		
	?		
	?		
	?		
	?		
<b>TOTAL</b>		<b>64</b>	



One point per shield appearing on the controlled objectives:  
There are ten shields, but the maximum value allowed by this objective is eight points



Two points per green province controlled

You can mail us through our website: [www.hurricangames.com](http://www.hurricangames.com). We will gladly answer you.

Translator: Gavin Wynford-Jones

Made in Germany

Warning: Choking hazard. Not suitable for children under 3 years Information to be stored.

Hurrican Edition SA  
Castelver 4  
1255 Veyrier / CH

[www.hurricangames.com](http://www.hurricangames.com)

Copyright © 2013 Hurrican - All right reserved





VARIOUS STAGES OF THE EVOLUTION OF AN OBJECTIVE



As soon as it comes into play and so long as **all necessary legions** have not been **mobilised** an objective is considered to be in the process of being conquered.

When the last legion needed has been mobilised, the **objective is complete**. The player announces **AVE CESAR**

Before coming under control, the legions must be withdrawn and any indicated powers must be carried out. During this time, it is regarded as **neutralised**.

AREAS RESERVED FOR THE OBJECTIVES UNDER CONTROL

Then it is moved to the **controlled objectives** area. It can again be the target of adverse effects.

PLAY AID


The powers have three types of effects

IMMEDIATE EFFECT

PERMANENT EFFECT

AT THE END OF THE GAME

IMMEDIATE EFFECT



Immediately mobilise two legions on the corresponding spaces of your objectives



Mobilise the number of legions indicated on the spaces of your choice


IMMEDIATE EFFECT



EACH opponent must immediately:


- ... remove a legion
- ... remove two legions
- ... remove all the legions from an objective
- ... remove a controlled objective

IMMEDIATE EFFECT



Immediately complete one of your objectives.

IMMEDIATE EFFECT



Take two objectives instead of one to replace the one you have just controlled

IMMEDIATE EFFECT



Rearrange all your legions on your objectives as you see fit

IMMEDIATE EFFECT

You receive one or two additional legions



PERMANENT EFFECT



When a mobilisation token is drawn, you can choose on which type of space you want to place or move a legion. Either on the drawn token's space, or on the related category's space. Note: You cannot «chain» multiple powers like this: *Example: Dimitri has shield = chariot and chariot = catapult. If a shield token is drawn, it can be placed on a shield or chariot legion, but not catapult.*

AT THE END OF THE GAME



Each space with this category on your controlled objectives earns the number of points indicated



Each controlled objective of the same colour earns the number of points indicated

Each red controlled objective earns five points