

THE RULES OF

evolution



Don't like reading rules?
Watch the How to Play video instead!
www.northstargames.com

NorthStarGames

evolution

There are over a million different animal species on our planet. The theory of evolution attempts to explain the cause of this incredible biodiversity.


Charles Darwin formulated a theory of evolution by means of natural selection. His theory posits that animals that are better adapted to survive in an environment are more likely to pass on their traits. Over thousands of generations, this has led to the variety of species we find on our planet.

OVERVIEW

In the game Evolution, players adapt their species with traits to survive in an ever-changing ecosystem. Food is scarce and carnivores run rampant. Your choices will determine the fate of the world's species: which will survive, which will thrive, and which will disappear from the planet forever.


COMPONENTS

- 1 Rulebook
- 1 Watering Hole Board
- 1 First Player Marker
- 129 Trait Cards
 - 17 Carnivore Trait Cards
 - 7 of each other Trait Card
- 24 Species Boards
- 48 Wooden Markers
- 180 Food Tokens
- 6 Food Token Bags
- 6 Player Aids



SET-UP

- Place the Watering Hole Board in the center of the table.
- Place the Food Tokens aside. This is the Food Bank.
- Give each player 1 Food Token Bag.
- Shuffle the deck of Trait Cards and place it face down on the table.
- Randomly determine the first player. Give this player the First Player Marker.



GOAL

The goal of Evolution is to gain the most points by feeding your species, increasing their population, and evolving them to best ensure their survival.

At the end of the game, players get points for:

- 1 The food their species have eaten during the game.
- 2 The Population of their surviving species.
- 3 The Trait Cards on their surviving species.

PLAYING THE GAME

A game of Evolution is played over a variable number of rounds. There are 4 phases in each round. When playing with 2 players use the 2-Player Rules. When playing with 6 players use the 6-Player Rules.

PHASE 1: DEAL CARDS


Place a Species Board (with wooden markers on the “1” spaces of the Population and Body Size tracks) in front of any player who does not have a species. If this is the first round of the game, then every player will get a free species.

Deal each player 3 cards, plus 1 card for each species they have in front of them. If the deck needs to be shuffled during this phase, this will be the last round of the game.

PHASE 2: SELECT FOOD

The number at the bottom right of each Trait Card represents an amount of Plant Food.

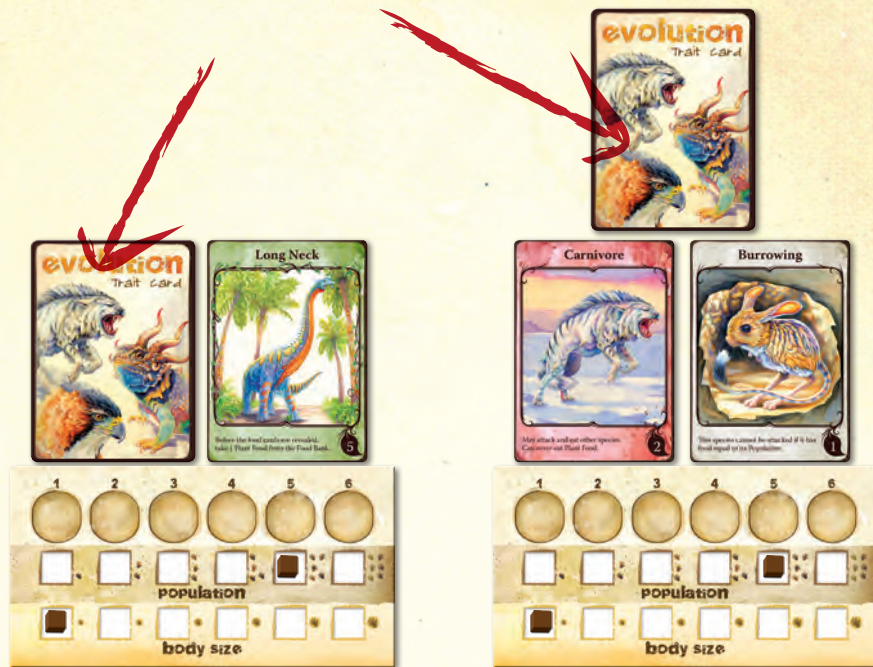
Each player secretly chooses 1 Trait Card from their hand and puts it facedown on the Watering Hole. These are the “Food Cards” that will be revealed during the Feeding Phase to determine how much Plant Food will be available for the round.



PHASE 3: PLAY CARDS

Starting with the First Player, a player may play as many Trait Cards as he wants, or save them for the next round. There are three things a player can do (in any order) with each Trait Card when it is his turn:

- 1 Play a Trait**
A player may place a Trait Card face down above one of his species.



A species may not have any duplicate Trait Cards and may not have more than 3 Trait Cards. A player may discard one or more Trait Cards from any of his species at this time.



2 Create a New Species

A player may discard a Trait Card face-up into the discard pile to get a new species. He takes a new Species Board and puts Wooden Markers at Body Size "1" and Population "1". The new species must be placed to the left or the right of his existing species; they may not be placed between existing species.

3 Increase Body Size or Population


A player may discard a Trait Card face-up into the discard pile to increase the Body Size or Population of any one of their species by 1. A species cannot move its markers beyond Body Size 6 or Population 6.

Play passes to the left and the next player plays as many cards as he wants. When everyone has played cards, flip all of the played Trait Cards face-up.


PHASE 4: FEEDING

1. Reveal the Food Cards

The First Player reveals the Food Cards on the Watering Hole, adds up the food numbers on these cards, and places that much Plant Food from the Food Bank onto the Watering Hole. If the total on the Food Cards is a negative number, remove that much Plant Food from the Watering Hole (if possible). The revealed Food Cards are placed face-up on the discard pile.



Food Bank



Watering Hole




Food Cards go into the face-up discard pile next to the Trait Deck

Trait Cards with a "green leafy border" have effects that might trigger before the Food Cards are revealed. Each player chooses the order in which these traits activate for their species if they have more than 1 of these cards in play.




2. Feeding Species

Beginning with the First Player and continuing clockwise, each player **must** feed one of their Hungry species. A species is Hungry if it has less food than its Population. When a species takes food, it is placed in the space above the Population track starting with the "1" Population space. Any food eaten will be worth 1 point at the end of the game.



Feeding Non-Carnivores

Take 1 Plant Food from the Watering Hole and place it onto the Species Board of the species you are feeding.



Some traits (like *Foraging*) may modify the amount of food that will be taken from the Watering Hole, but in no case can food be taken from the Watering Hole if it would give a species more food than its Population.



Feeding Carnivores


Carnivores can **never** eat Plant Food, even with the help of traits such as *Long Neck* or *Cooperation*. They feed by attacking other species. A player may attack any species, including their own. Carnivores can continue to attack even if the Watering Hole runs out of Plant Food.

An attack can be made if:

- The Carnivore's Body Size is greater than the Body Size of the species being attacked.
- The Carnivore has the traits necessary to overcome the attacked species' defensive traits.

When a player declares a successful attack:

- Reduce the Population of the attacked species by 1. If this reduces its Population to below the amount of food already eaten, place the excess food in the attacked player's Food Token Bag. If this reduces its Population to 0, it goes Extinct. (*See Extinction*)
- Take Meat Food from the Food Bank equal to the attacked species' Body Size and place it on the attacking Carnivore's Species Board.



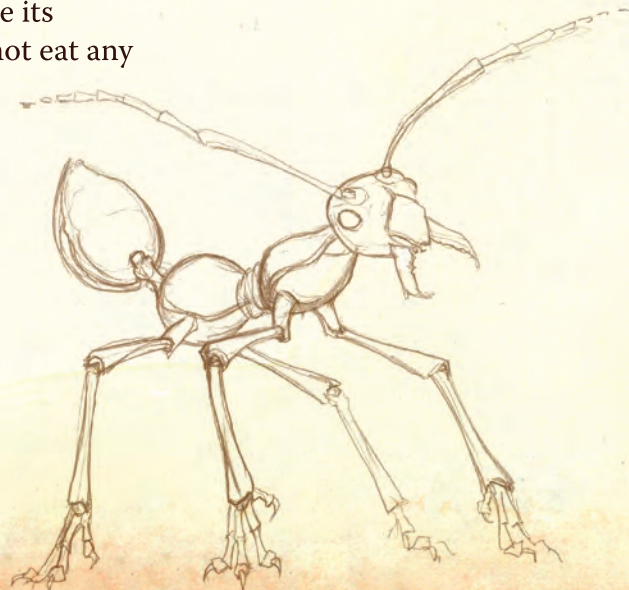
Important Feeding Rules

- Non-Carnivores normally eat Plant Food, but they can also eat Meat Food with traits such as *Scavenger* or *Cooperation*. A Carnivore may **never** eat Plant Food.
- A species must eat if it is Hungry and there is food available. This means a Carnivore must eat a species with *Horns* if it is the only legal target, even if it's that player's own species!
- A species can **never** take more food than its Population.

3. End of Feeding


Feeding ends when all species have food equal to their Population, or when all Hungry species are no longer able to eat.

- If a species did not eat food equal to its Population, reduce its Population to the amount of food eaten. If a species did not eat any food, it goes Extinct. (*See Extinction*)
- Each player places all of the food eaten by his species into his Food Token Bag.
- Any Plant Food remaining after all the species are fed stays on the Watering Hole for the next round.
- Pass the Start Player Marker to the left.



EXTINCTION

If the Population of any species is reduced to 0, it goes Extinct. Discard the Species Board and Trait Cards on that species, and draw a number of Trait Cards equal to the number discarded. If the species that went extinct was between two species, close the gap between the adjacent species. If the deck needs to be shuffled, the next round will be the last round of the game. Any food that was on a species killed by a Carnivore is placed in that player's Food Token Bag.



END OF GAME SCORING

If the deck had to be shuffled during the Deal Cards phase, the End of Game Scoring starts at the end of that round. If the deck had to be shuffled at any other time, play one more full round before the End of Game Scoring.

Scoring:

- Each food in a player's bag is worth 1 point.
- Each species is worth points equal to its Population.
- Each Trait Card on a surviving species is worth 1 point.

Add up each player's points to determine the winner. If there is a tie, the player with the most Trait Card points is the winner. If there is still a tie, the player with the most Population points is the winner. If there is still a tie, then you must immediately order pizza and play again.

2-PLAYER RULES

The 2-player game is played with the same rules as the normal game with these exceptions:

- Remove 40 random Trait Cards from the deck before playing.
- A species can have a maximum of 2 traits instead of 3.

6-PLAYER RULES


The 6-player game is played using the Quick Play Variant rules.

QUICK PLAY VARIANT

During *Phase 3: Play Cards* all players play their cards at the same time without looking at what their opponents are doing.

TABLE SPACE ISSUES

If table space is an issue, players should flip their Species Boards over and play them vertically.



vertical orientation



Ambush

Allows a Carnivore to attack a species protected by the *Warning Call* trait.



Burrowing

This species may not be attacked by a Carnivore if it has food equal to its Population.



Carnivore

This species may attack another species during Feeding if its Body Size is greater than the Body Size of the species being attacked, and it has the traits necessary to overcome that species' defensive traits. Carnivores may never take Plant Food, even with other traits such as *Long Neck*, *Cooperation*, or *Foraging*.



Climbing

A species with *Climbing* may not be attacked unless the attacking Carnivore also has the *Climbing* trait.



Cooperation

Anytime this species takes food, if you have a species to the right of it, that species takes 1 food of the same type (Plant or Meat) from the same source (Watering Hole or Food Bank). This means *Cooperation* will get *triggered* by traits such as *Long Neck*, *Scavenger*, *Intelligence*, and even another *Cooperation* (but not *Fat Tissue*).





Defensive Herding

A species with *Defensive Herding* may not be attacked unless the attacking Carnivore has a greater Population.



Fat Tissue

This species may continue to place food on the *Fat Tissue* trait card once it has taken food equal to its Population. The food stored on *Fat Tissue* may not be greater than the Body Size of this species. The food stored on *Fat Tissue* is neither Plant Food nor Meat Food - it is fat. Before the Food Cards are revealed, move the food tokens on Fat Tissue to this species without exceeding its Population. This does not trigger *Cooperation* or any other trait that triggers when a species "takes" food. Any food remaining on this card is placed in that player's Food Token Bag when the trait is discarded, the species goes extinct, or at the end of the game.



Fertile

Before the Food Cards are revealed, this species gains 1 Population if there is food on the Watering Hole.



Foraging

This species takes 1 additional Plant Food from the same source (Watering Hole or Food Bank) anytime it takes Plant Food (unless it does not have enough Population to take the additional food). *Foraging* can be triggered by other traits such as *Cooperation*, *Long Neck*, or *Intelligence*.



Hard Shell

Add 4 to this species' Body Size when determining if a Carnivore can attack it. A species with Body Size 6 and *Hard Shell* will have an effective Body Size of 10. *Hard Shell* does not increase the amount of Meat Food that a Carnivore takes after an attack.



Horns

A Carnivore must reduce its Population by 1 when attacking this species. The reduction in Population occurs before the Carnivore takes Meat Food for the attack.



Intelligence

A player with *Intelligence* has the option to discard one or more cards from his hand during any of his Feeding turns to gain one of the following effects:

- If the species with *Intelligence* is a Non-Carnivore, it takes 2 Plant Food from the Food Bank for each card discarded. This may be done before or after the player's normal feeding turn.
- If the species with *Intelligence* is a Carnivore, each card discarded negates all copies of 1 Trait Card for the species' next attack (for instance, if *Warning Call* is on both sides of a species or if there are multiple copies of *Scavenger* in play).

A player is never forced to use this ability, even if *Intelligence* is on a species that is still hungry.



Long Neck

Take 1 Plant Food from the Food Bank (not the Watering Hole) when the Food Cards are revealed.





Pack Hunting

This species' Body Size is equal to its Population plus its Body Size when determining if it can attack another species. A species with a Population of 5 and a Body Size of 3 will have an effective Body Size of 8 when determining if it can attack another species.



Scavenger

Take 1 food from the Food Bank anytime a species loses one or more Population after being attacked by a Carnivore. The Scavenger trait works as normal if it is on the attacking Carnivore (the Carnivore gets an extra food) or on the species that was attacked (the attacked species gets 1 food, but only after losing 1 Population).



Symbiosis

If you have a species to this species' right with a larger Body Size, this species cannot be attacked.



Warning Call

If you have a species to the right and/or left of a species with *Warning Call*, it/they cannot be attacked unless the Carnivore has *Ambush*. *Warning Call* does not protect the species that has the *Warning Call* trait.

For more information please email
Evolution@northstargames.com

North Star Games®

Never Stop Playing™





Go to www.NorthStarGames.com and become a Fan.

You'll get free replacement parts, the chance to test future games,
and get notified when we release Evolution expansions.



GAME CREDITS

Game Designers: Dominic Crapuchettes, Dmitry Knorre, Sergey Machin
Project Manager: David Lipman
Game Developers: Andrew Chen, Dominic Crapuchettes, David Lipman, Luke Warren
Card & Box Cover Artist: Catherine Hamilton
Secondary Artist: John Ariosa
Graphic Designer: Jacoby O'Connor
Card Layout Design: Giorgio De Michele
Rules: Dominic Crapuchettes, David Lipman
Editing: David Lipman, Ryan Metzler, Matt Mariani, Erik Capps
Production Manager: Edoardo Kulp, Tom Strom
Playtester Coordinator: Ryan Metzler
Official Playtesters: Satish Pillalamarri, Matt Mariani, Ilham Bouzidane, Ryan Metzler, Pedro Goins, Liz Burton, Michael Burton, Bayard Catron, Jason Carr, Jim Jones, Patrick Johnston, Blake Durtschi, Brandon Kempf, Dan Cristelli, John Newall, Mike Cook, Carmelo Sgobio, Alessandro Vichi
Special Thanks to: Liz and Mike Burton for their work on the 2-Player Rules. Stevan Corrêa for creating the Scientific Names. Brandy Goins, Hannah Carr, Laura Van Orden, Karen Litsinger, Heather Newall and countless others who provided valuable feedback, and to all our Kickstarter backers for helping us evolve!



NorthStarGames®

www.NorthStarGames.com