

① Tangram

Un classico gioco di accostamento


Tangram in verità non è un gioco, è più che altro una filosofia, un modo di vivere.



Con soltanto sette figure – un quadrato, un parallelogrammo e cinque triangoli – bisogna formare, combinandoli insieme, le più svariate forme e figure. Gli esempi raccolti in questo manuale sono soltanto un piccolo esempio delle possibilità di combinazione realizzabili con questo gioco. Sta a voi creare con Tangram il micromondo del mosaico. La vostra fantasia e la vostra creatività vi aiuteranno a trovare la strada.


Contenuto: 7 pezzi da accostare
1 manuale con le istruzioni
e con più di 800 figure e soluzioni

Tangram proviene dalla Cina. Già all'inizio del 19. secolo furono stampati i libri con illustrazioni per riprodurre queste figure. Ma il gioco è sicuramente molto più antico. La „tavola della verità”, come venne chiamato questo gioco, in Cina, cioè nella sua terra d'origine, è conosciuta anche in Europa ed in America ed è diventata persino oggetto di culto. Già nel 1818 furono pubblicate le prime istruzioni. Le prime copie dell'edizione originale proveniente dall'Estremo Oriente si chiamavano „Puzzle cinesi”. Più tardi nacquero altre forme più nuove anche da noi.

Le regole per comporre il Tangram sono molto semplici: Tutte le figure vengono formate con tutt'i sette elementi. Non deve avanzare nessun elemento. Gli elementi non vanno posti gli uni sugli altri, ma accostati l'uno all'altro. Naturalmente bisogna riprodurre esattamente la figura che si prende come esempio, altrimenti il problema resta insoluto. Presto capirete che basta pochissimo nel modo di comporre le figure, per cambiare l'aspetto della figura composta. Proprio questo è il lato più affascinante del gioco. Se avete difficoltà a risolvere l'una o l'altra composizione, potrete guardare le soluzioni che si trovano alle fine del manuale. Ma prima ancora un avviso: non gettate la spugna troppo presto! Tangram è un gioco che innanzitutto metterà alle prova la vostra pazienza insegnandovi ad averne tanta.
































































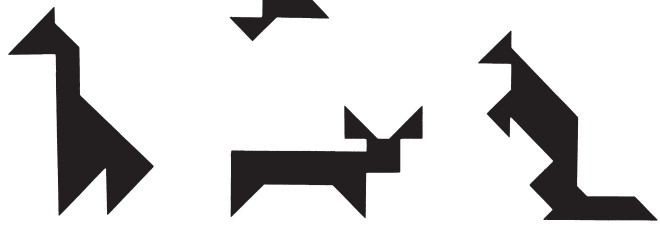




























А В С D E F

G H J K

L M N O P Q

R S T U V W


X Y Z



5



6




7





8


9



10




11





12


13



14




15





16


17



18




19





20


21



22




23





24


25



26




27





28

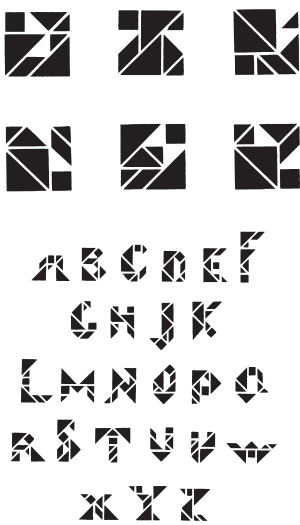
29



30



31



32

a b c d e f
 g h i j k
 l m n o p
 q r s t u v w
 x y z

© © Schmidt Spiele GmbH
Postfach 470437
D-12313 Berlin
www.schmidtspiele.de

